

# CAN Keypad CK-M12



- ▶ 12 standard buttons with color indicator rings
- ▶ 9 additional digital switch inputs
- ▶ Moveable button inserts
- ▶ CAN input / output

The CAN Keypad CK-M12 allows for simplification of the dashboard by offering 12 buttons and 9 additional wired inputs to be evaluated and transmitted via CAN bus to other devices on the bus. Each button has an individually addressable LED indicating ring that can be used to acknowledge a button press event, indicate status of a device, or alert the driver to a fault condition. No special configuration software is needed, all feedback logic is done by PBX, DDU or ECU. Each keypad is supplied with 15 black inserts, optional insert kits are also available.

## Application

Usage	PBX / DDU / ECU Interface
Temperature range	-40 to 85°C

## Technical Specifications

### Mechanical Data

Weight	280 g
Max. vibration	11 ms 30 G peak
Sealing	IP68

### Electrical Data

Power supply Vs	9 to 32 V
Average current draw	100 mA
Max current draw	250 mA

### Characteristics

Signal output	CAN
CAN transmit rate	100 Hz*
CAN baud rate	1 Mbaud*
TX ID	0x800*

RX ID	0x801*
TX Data	1 bit status for each input
RX Data	4 bit integer for each indicator color, 4 bit integer for brightness

\* Custom CAN IDs / baud Rate Optional Upon Request

Note: CK-M12 DBC file available for CAN configuration

## Connectors and Wires

CK-M12 Termination	Flying Lead 24AWG
--------------------	-------------------

## Recommended Connectors




















CK-M12	AS610-35PN
Mating	AS110-35SN

















## Wire Identification
























Wire	Function
Red	12/24 V Power
Black	Ground
Yellow	CAN high (CANH)
Green	CAN low (CANL)
White, Black Trace	Digital Input 1 activated by Ground
White, Brown Trace	Digital Input 2 activated by Ground
White, Red Trace	Digital Input 3 activated by Ground
White, Orange Trace	Digital Input 4 activated by Ground
White, Yellow Trace	Digital Input 5 activated by Ground















Wire	Function
White, Green Trace	Digital Input 6 activated by Ground
White, Blue Trace	Digital Input 7 activated by Ground
White, Purple Trace	Digital Input 8 activated by Ground
White, Grey Trace	Digital Input 9 activated by Ground

**Insert Kits**

Insert Road Race Kit	
 A/C	
 ABS	
 Alarm Reset	
 Anti-Lag	
 Arrow x 4	
 Brake Spray	
 Boost Decrease	
 Boost Increase	
 Brightness Down	
 Brightness Up	
 Close Menu	
 Cool Suit	
 Cooling Fan	
 Day/Night Mode	
 Drink	
 Flash Hi Beam	
 Fuel Reserve	
 Fuel Reset	
 Full Course Yellow	
 Function Toggle	
 Gearbox Emergency	
 Hazard Flasher	
 Heated Windshield	
 Helmet Fan	
 High Beam	
 Horn	
 Launch	
 Low Beam	
 Map Down	
 Map Up	
 Neutral	
 Open Menu	
 Page Down	
 Page Up	
 PDU Reset	

Insert Road Race Kit	
 Pit Switch	
 Power	
 Power Steering Reset	
 Pump Out	
 Push to Pass	
 Radiator Spray	
 Rain Light	
 Reset	
 Reverse	
 Select	
 Starter	
 Traction Control Down	
 Traction Control Up	
 Wet Mode	
 Windshield Spray	
 Windshield Wiper	

Insert Drag Race Kit	
 A/C	
 Alarm Reset	
 Anti-Lag	
 Arrow x 4	
 Boost Decrease	
 Boost Increase	
 Brightness Down	
 Brightness Up	
 Burnout	
 Close Menu	
 Cooling Fan	
 Day/Night Mode	
 Function Toggle	
 Hazard Flasher	
 High Beam	
 Horn	
 Launch	
 Line Lock	
 Low Beam	
 Map Down	
 Map Up	
 Nitrous Arm	
 Nitrous Purge	
 Open Menu	

Insert Drag Race Kit	
	Page Down
	Page Up
	PDU Reset
	Power
	Pump Out
	Push to Pass
	Reset
	Select
	Starter
	Traction Control Down
	Traction Control Up
	Transmission Brake
	Windshield Spray
	Windshield Wiper

Insert Alpha/Numeric Kit	
A	V
B	W
C	X
D	Y
E	Z
F	!
G	-
H	+
I	0
J	1

Insert Alpha/Numeric Kit	
K	2
L	3
M	4
N	5
O	6
P	7
Q	8
R	9
S	10
T	11
U	12

### Installation Notes

Installation on flat surface recommended	
Bolt size	#10-32
Tightening Torque	0.7 +/- 0.1 Nm

### Legal Restrictions

The sale of this product in Mexico is prohibited.

### Ordering Information

**CAN Keypad CK-M12**  
Order number **F02U.V0U.328-03**

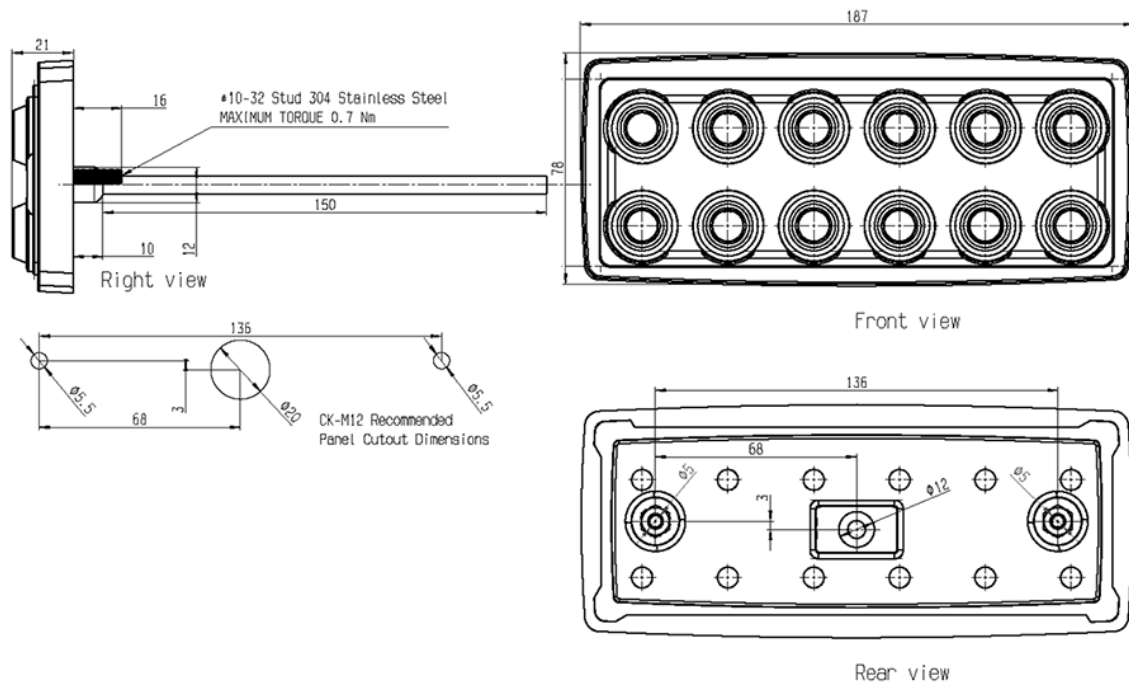
#### Accessories

**Insert Road Race Kit**  
Order number **F02U.B0U.022-01**

**Insert Drag Race Kit**  
Order number **F02U.B0U.023-01**

**Insert Alpha/Numeric Kit**  
Order number **F02U.B0U.024-01**

**Dimensions**



**Represented by:**

**Europe:**  
Bosch Engineering GmbH  
Motorsport  
Robert-Bosch-Allee 1  
74232 Abstatt  
Germany  
Tel.: +49 7062 911 9101  
Fax: +49 7062 911 79104  
motorsport@bosch.com  
www.bosch-motorsport.de

**North America:**  
Bosch Engineering North America  
Motorsport  
38000 Hills Tech Drive  
Farmington Hills, MI 48331-3417  
United States of America  
Tel.: +1 248 876 2977  
Fax: +1 248 876 7373  
motorsport@bosch.com  
www.bosch-motorsport.com

**Asia-Pacific:**  
Bosch Engineering Japan K.K.  
Motorsport  
18F Queen's Tower C, 2-3-5 Minato  
Mirai Nishi-ku, Yokohama-shi  
Kanagawa 220-6218  
Japan  
Tel.: +81 45 650 5610  
Fax: +81 45 650 5611  
www.bosch-motorsport.jp

**Australia, New Zealand and South Africa:**  
Robert Bosch Pty. Ltd  
Motorsport  
1555 Centre Road  
Clayton, Victoria, 3168  
Australia  
Tel.: +61 (3) 9541 3901  
motor.sport@au.bosch.com