

Wheel Speed Signal Splitter



- ▶ ABS Wheel Speed Sensor Interface
- ▶ Lightweight Aluminum Housing

Bosch Motorsport has developed a wheel speed module that converts the Bosch DF11 (differential dual hall sensors) signals to a signal that can be processed by peripheral engine controlling devices and data recording systems. The adapter can be plugged into any Bosch ABS M4 loom.

The operation principle is that it forwards the sensor information to the ABS. In addition it converts the speed info into a digital signal. The type of output is open collector. The connected device needs to contain an internal pull up resistor of 2.15 kOhm to 12 V.

The interface is available in two different housings supporting one connector or two connectors (see photo). The single connector type is used if the signal is fed back into an especially pre-defined ABS loom which connects e.g. to the original chassis loom. The double connector type is used if the speed signal is broadcast to the peripheral device via a separate loom.

The wheel speed signal splitter is designed to be used in combination with the Bosch Motorsport ABS system. Due to safety reasons it is not designed for usage in combination with other ABS systems.

Application

Application	ABS wheel speed sensor interface
Compatible sensor type	Bosch DF 11
Operating temperature range	-20 to 85°C
Storage temperature range	-20 to 85°C

Technical Specifications

Mechanical Data

Weight	53 g
Size (Single connector type)	101.8 x 63.5 x 30.3 mm
Size (Double connector type)	112.1 x 63.5 x 30.3 mm
Max. vibration	Vibration profile 1 (see Appendix or www.bosch-motorsport.com)

Electrical Data

Power supply	12 V
Max. power supply (1 min)	25 V

Connectors

Connector 1 (wide)	AS212-35PN
Mating connector	F02U.000.443-01 AS612-35SN
Connector 2 (small)	AS208-35PN
Mating connector	F02U.000.430-01 AS608-35SN

Pinout Connector 1 (wide)

Pin	Description for one connector	Description for two connectors
1	Supply to DF11 (RR)	Supply to DF11 (RR)
2	Signal from DF11 (RR)	Signal from DF11 (RR)
3	Supply to DF11 (RL)	Supply to DF11 (RL)
4	Signal from DF11 (RL)	Signal from DF11 (RL)
5	Supply to DF11 (FR)	Supply to DF11 (FR)
6	Signal from DF11 (FR)	Signal from DF11 (FR)
7	Supply to DF11 (FL)	Supply to DF11 (FL)

8	Signal from DF11 (FL)	Signal from DF11 (FL)
9	Signal to ABS (FL)	Signal to ABS (FL)
10	DF11 supply from ABS (FL)	DF11 supply from ABS (FL)
11	Signal to ABS (FR)	Signal to ABS (FR)
12	DF11 supply from ABS (FR)	DF11 supply from ABS (FR)
13	Signal to ABS (RL)	Signal to ABS (RL)
14	DF11 supply from ABS (RL)	DF11 supply from ABS (RL)
15	Signal to ABS (RR)	Signal to ABS (RR)
16	DF11 supply from ABS (RR)	DF11 supply from ABS (RR)
17	Open collector Signal to ECU (FL)	Not used
18	Open collector Signal to ECU (FR)	Not used
19	UBat 12V	UBat 12V
20	Open collector Signal to ECU (RL)	Not used
21	Open collector Signal to ECU (RR)	Not used
22	ECU Ground	Not used

Pinout Connector 2 (small)

Pin	Description for one connector	Description for two connectors
1	n.a.	Open collector Signal to ECU (FL)
2	n.a.	Open collector Signal to ECU (FR)
3	n.a.	Open collector Signal to ECU (RL)
4	n.a.	Open collector Signal to ECU (RR)
5	n.a.	Not used
6	n.a.	ECU Ground

Legal Restrictions

The sale of this product in Mexico is prohibited.

Ordering Information

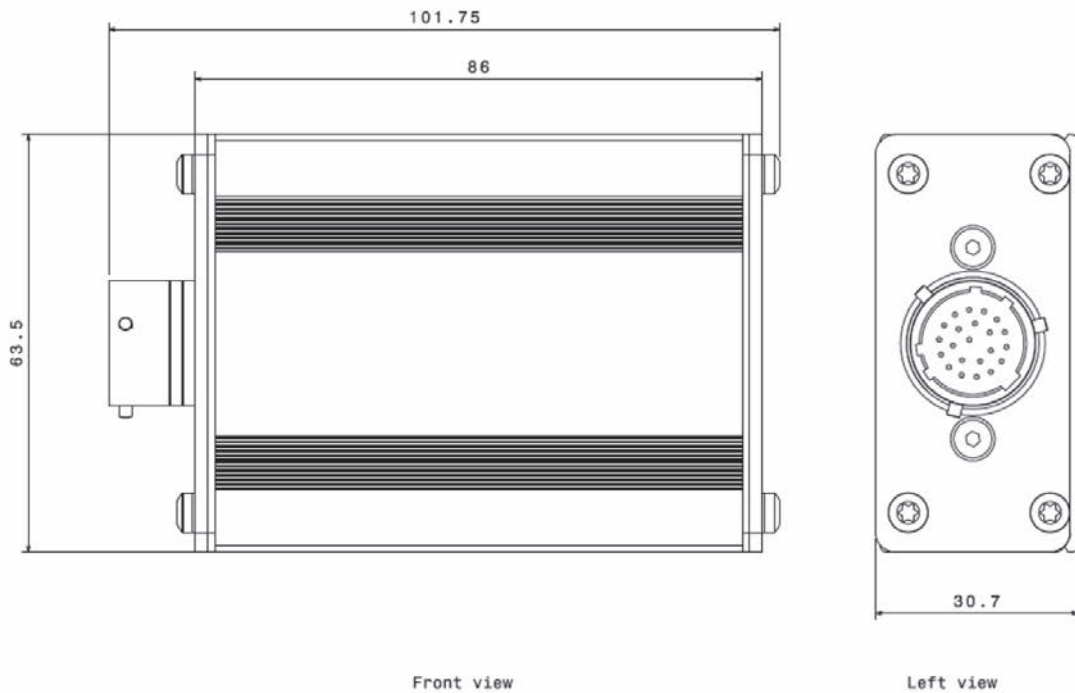
Single Connector Type

Order number **F02U.V00.335-03**

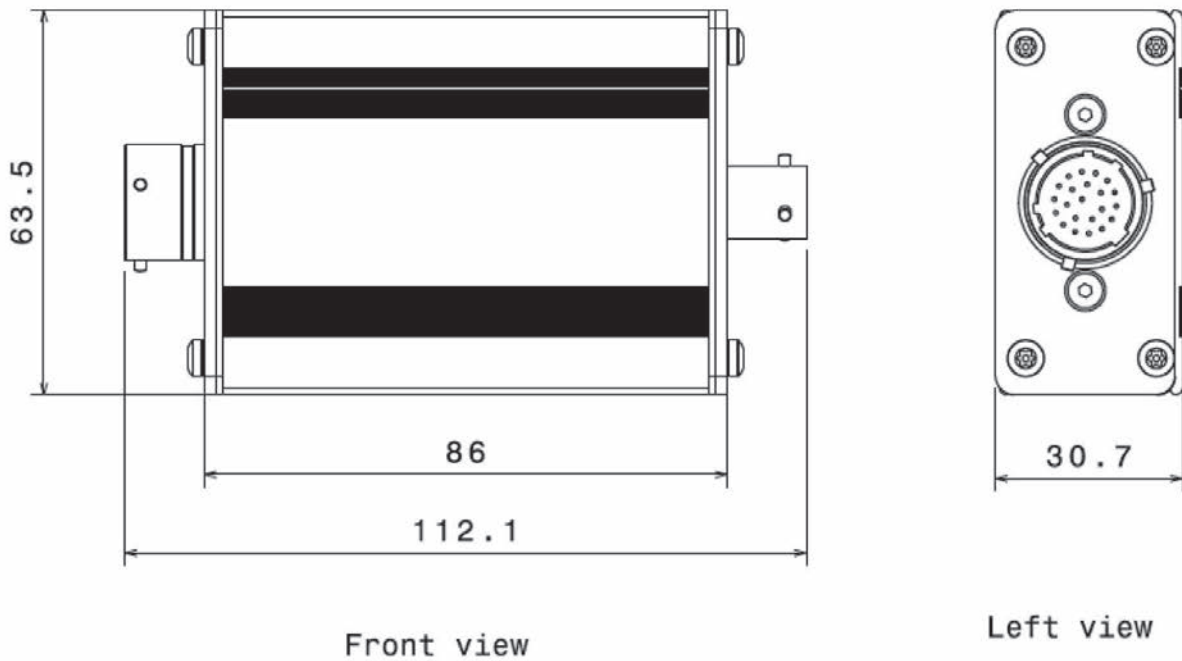
Double Connector Type

Order number **F02U.V00.203-03**

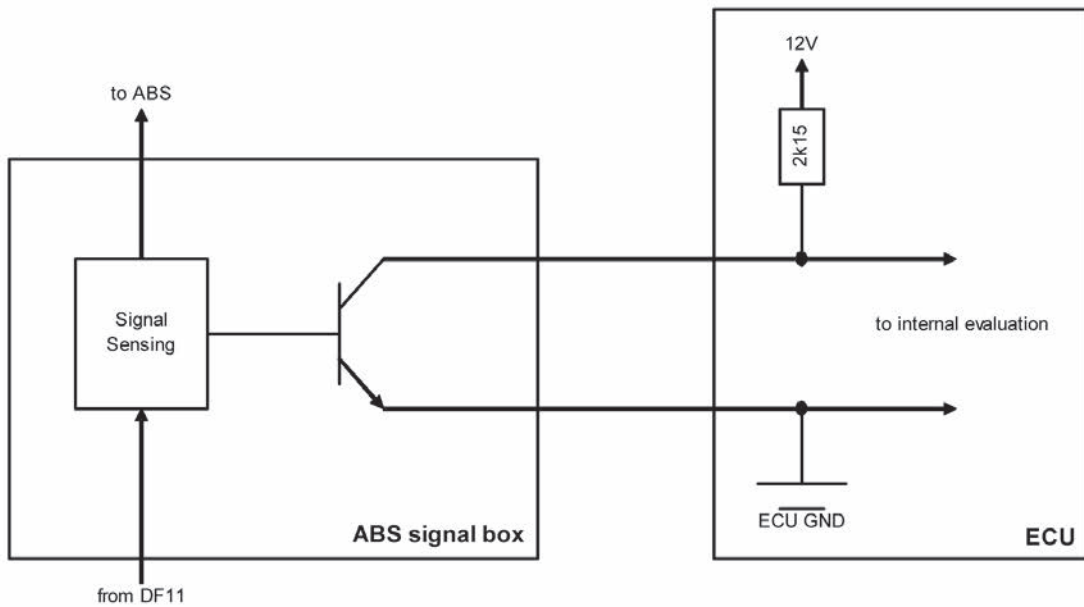
Dimensions



Single Connector Type Housing



Double Connector Type Housing



Connection Scheme

Represented by:

Europe:
 Bosch Engineering GmbH
 Motorsport
 Robert-Bosch-Allee 1
 74232 Abstatt
 Germany
 Tel.: +49 7062 911 9101
 Fax: +49 7062 911 79104
 motorsport@bosch.com
 www.bosch-motorsport.de

North America:
 Bosch Engineering North America
 Motorsport
 38000 Hills Tech Drive
 Farmington Hills, MI 48331-3417
 United States of America
 Tel.: +1 248 876 2977
 Fax: +1 248 876 7373
 motorsport@bosch.com
 www.bosch-motorsport.com

Asia-Pacific:
 Bosch Engineering Japan K.K.
 Motorsport
 18F Queen's Tower C, 2-3-5 Minato
 Mirai Nishi-ku, Yokohama-shi
 Kanagawa 220-6218
 Japan
 Tel.: +81 45 650 5610
 Fax: +81 45 650 5611
 www.bosch-motorsport.jp

Australia, New Zealand and South Africa:
 Robert Bosch Pty. Ltd
 Motorsport
 1555 Centre Road
 Clayton, Victoria, 3168
 Australia
 Tel.: +61 (3) 9541 3901
 motor.sport@au.bosch.com