

Pressure Sensor Air PSA-N



- ▶ Application: 0.1 to 1.15 bar
- ▶ Response time: 0.1 ms
- ▶ Pressure reference type: Absolute
- ▶ Power supply: 11 to 16 V
- ▶ Weight: 21 g

This sensor is designed to measure absolute air-pressure, especially the air box pressure of gasoline or Diesel engines.

An integrated circuit combines a piezo-resistive sensor element and electronics for signal-amplification and temperature compensation. The output of the sensor is analog.

Application

Application	0.1 to 1.15 bar
Pressure reference type	absolute
Max. pressure	5 bar
Operating temp. range	-40 to 125°C
Media temp. range	-40 to 125°C
Storage temp. range	-40 to 130°C
Max. vibration	0.19 mm at 100 to 200 Hz 250 m/s ² at 200 to 500 Hz

Technical Specifications

Mechanical Data

Mounting	2 x #4-40 screws
Fitting	Flat O-ring boss
Weight w/o wire	21 g
Sealing	O-ring 4.5 x 1.5 mm

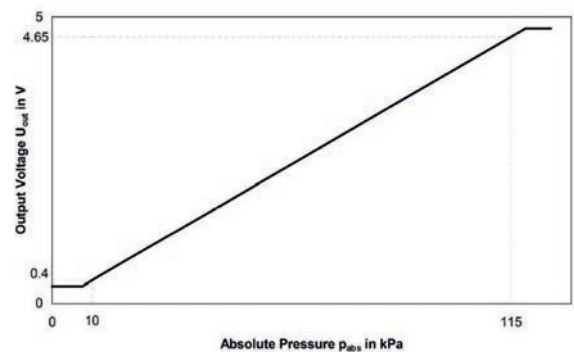
Electrical Data

Power supply U_S	11 to 16 V
Full scale output U_A	0.5 to 4.7 V
Typical current I_S	9 mA

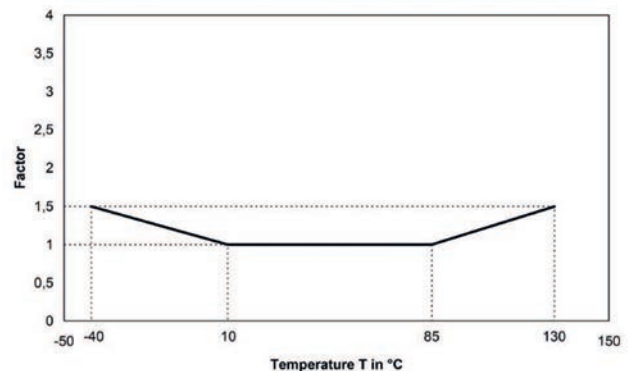
Characteristic

Response time T10/90	1.0 ms
Compensated range	10 to 85°C
Tolerance (FS)	± 0.016 bar
Tolerance (FS)	± 1.52 %
Sensitivity	4,041.62 mV/bar
Offset	-4.16 mV

Tolerance



Expansion of Tolerance



Connectors and Wires

Connector	ASL606-05PC-HE	
Mating connector	F02U.000.228-01	
ASL006-05SC-HE		
Pin	Function	Wire color
1	U _s	WHT/ORG
2	Gnd	WHT/BLU
3	Sig	WHT
4	-	
5	-	
Various motorsport and automotive connectors are available on request.		
Sleeve	DR-25	
Wire size	AWG 24	
Wire length L	64.5 cm	

Installation Notes

The PSA-N is designed for engines using ROZ95, ROZ98, M15, E22 and Diesel.

The sensor can be connected directly to most control units.

To avoid noise, an ECU-input circuit with a RC-low pass filter (tau 0.2 ms) is recommended.

Use engine oil (5W40) as O-Ring grease (no silicone based grease).

Avoid miss-pinning (max. 5 minutes at I = 0.3 A).

Surface finish of the mounting surface should not exceed 0.8 micrometers RMS.

Surface flatness tolerance at sensor mount interface must not exceed +/- 0.025 mm after sensor is torqued in place.

Please find further application hints in the offer drawing and free download of the sensor configuration file (*.sdf) for the Bosch Data Logging System at our homepage.

Safety Note

The sensor is not intended to be used for safety related applications without appropriate measures for signal validation in the application system.

Fullfilled Legal Standards/Legal Requirements

EMC Requirement	UNECE10
-----------------	---------

Ordering Information

Pressure Sensor Air PSA-N

AS terminated

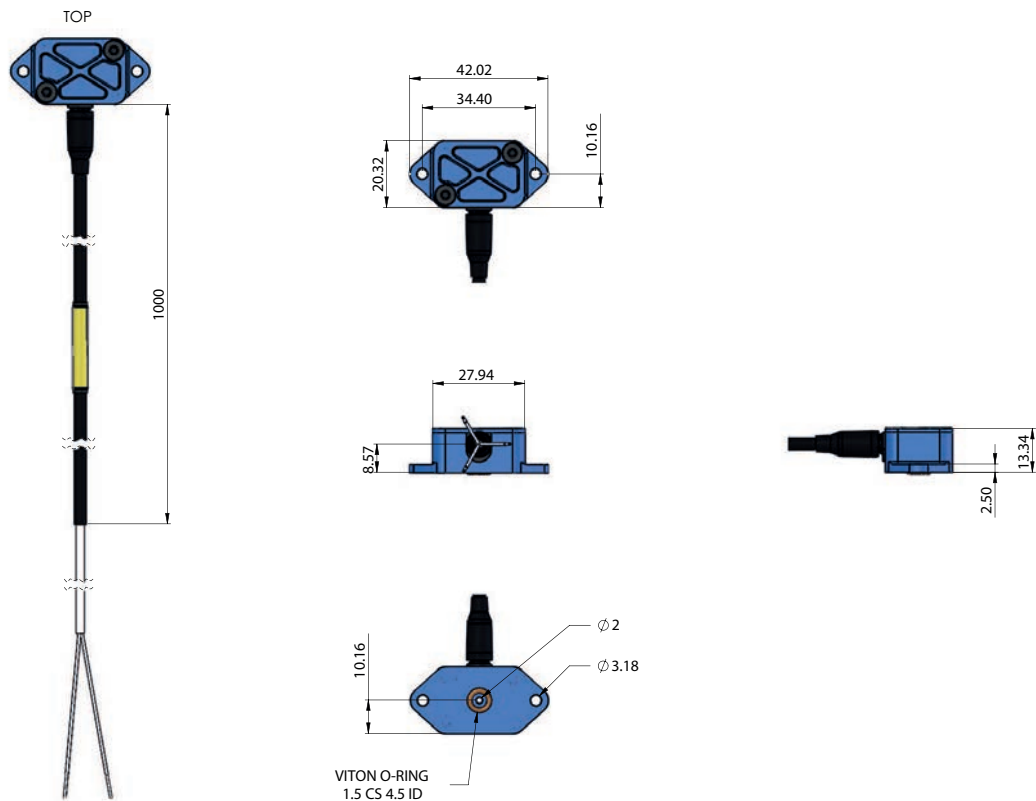
Order number **F02U.V0U.197-03**

Pressure Sensor Air PSA-N

Flying Lead

Order number **F02U.V0U.197-90**

Dimensions



Represented by:

Europe:

Bosch Engineering GmbH
Motorsport
Robert-Bosch-Allee 1
74232 Abstatt
Germany
Tel.: +49 7062 911 9101
Fax: +49 7062 911 79104
motorsport@bosch.com
www.bosch-motorsport.de

North America:

Bosch Engineering North America
Motorsport
38000 Hills Tech Drive
Farmington Hills, MI 48331-3417
United States of America
Tel.: +1 248 876 2977
Fax: +1 248 876 7373
motorsport@bosch.com
www.bosch-motorsport.com

Asia-Pacific:

Bosch Engineering Japan K.K.
Motorsport
18F Queen's Tower C, 2-3-5 Minato
Mirai Nishi-ku, Yokohama-shi
Kanagawa 220-6218
Japan
Tel.: +81 45 650 5610
Fax: +81 45 650 5611
www.bosch-motorsport.jp

Australia, New Zealand and South

Africa:
Robert Bosch Pty. Ltd
Motorsport
1555 Centre Road
Clayton, Victoria, 3168
Australia
Tel.: +61 (3) 9541 3901
motor.sport@au.bosch.com