

Speed Sensor Hall-Effect HA-D 90



- ▶ Max. frequency: ≤ 10 kHz
- ▶ Air gap: 0.4 to 1.0 mm
- ▶ Bore diameter: 11.8 mm
- ▶ Max. vibration: $1,200 \text{ m/s}^2$ at 10 Hz to 2 kHz
- ▶ Weight w/o wire: 12 g

This sensor is designed for incremental measurement of rotational speed (e.g. camshaft*, crankshaft or wheel speed), but it is not a “true power-on” sensor.

Due to the rotation of a ferromagnetic target wheel in front of the HA-D 90, the magnetic field is modulated at the place of the Hall probe.

The main feature and benefit of this sensor is a very good detection of the falling edge, due to a differential measuring method. This sensor is a combination of a high quality production part and robust design with a small housing.

*: see Installation Notes

Application

Application	Speed
Max. frequency	≤ 10 kHz
Target wheel air gap AG	0.4 to 1.0 mm
Temperature range	-40 to 150°C
Output circuit	Open collector for 1 kOhm
Output type	Active high
External magnetic fields	≤ 50 mT
Max. vibration	$1,200 \text{ m/s}^2$ at 10 Hz to 2 kHz

Technical Specifications

Mechanical Data

Weight w/o wire	12 g
Mounting	Screw 1 x M6
Bore diameter	11.8 mm
Installation depth L2	30 mm
Tightening torque	6 Nm

Electrical Data

Power supply	5 to 18 V
Current IS	20 mA

Characteristic

Accuracy repeatability of the falling edge of tooth	$< 1.0\%$ (≤ 6 kHz)
	$< 1.5\%$ (≤ 10 kHz)
Signal output	0.52 V to U_s

Environment

Target wheel diameter D	162.34 mm
Thickness t	12.5 mm
Width of teeth b1	3.8 mm
Width of gap b2	4.7 mm
Width of sync. gap b3	20.79 mm
Depth of teeth h	3.4 mm
Number of teeth	60-2

Connectors and Wires

Connector	ASL606-05PC-HE
Mating connector	F 02U 000 228-01
	ASL006-05SC-HE
Pin 1	U_s
Pin 2	Gnd
Pin 3	Sig
Pin 4	Nc
Pin 5	Nc
Various motorsport and automotive connectors available on request.	
Sleeve	DR-25
Wire size	AWG 24

Wire length L 15 to 100 cm
 Please specify the required wire length with your order.

Installation Notes

The HA-D 90 is no true-power-on sensor. It needs the falling edge of two teeth for correct working. After a time of 0.68 s without rotation of the detected wheel it needs again the falling edge of two teeth.

The HA-D 90 can be connected directly to most control units and data logging systems

Please specify the angle between the mounting and the target wheel.

Please avoid abrupt temperature changes.

For mounting please use only the integrated plug.

If a wheel with different dimensions is used (see Environment), the technical function has to be tested individually.

Please ensure that the environmental conditions do not exceed the sensor specifications.

Please find further application hints in the offer drawing at our homepage.

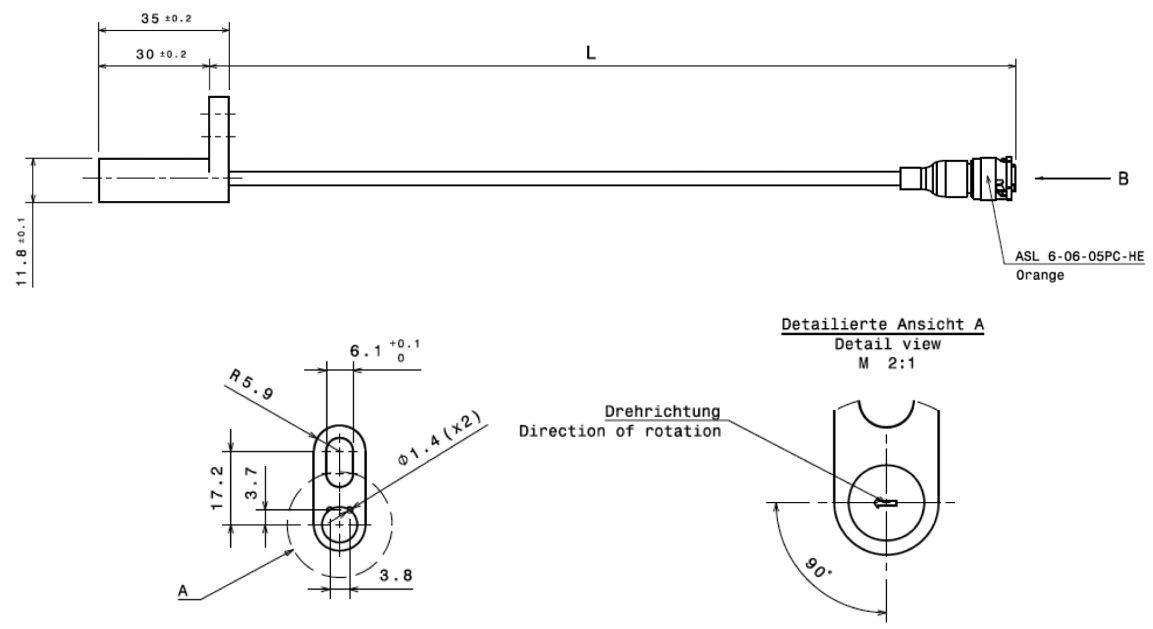
Safety Note

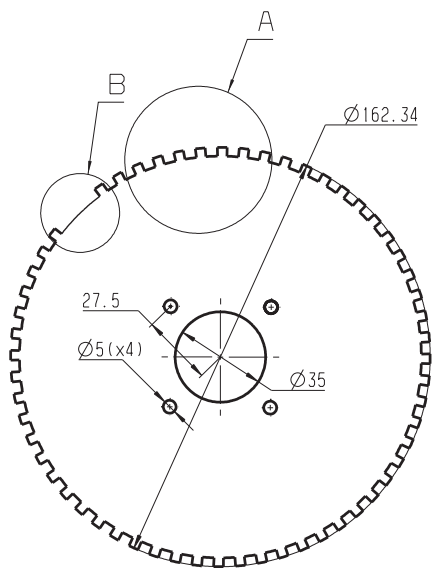
The sensor is not intended to be used for safety related applications without appropriate measures for signal validation in the application system.

Ordering Information

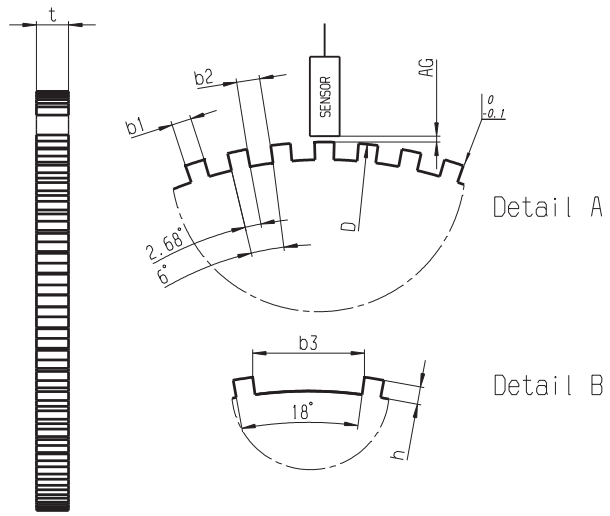
Speed Sensor Hall-Effect HA-D 90
 Order number **F 02U V00 334-01**

Dimensions





60-2 Teeth



Left view

Represented by:

Europe:
 Bosch Engineering GmbH
 Motorsport
 Robert-Bosch-Allee 1
 74232 Abstatt
 Germany
 Tel.: +49 7062 911 9101
 Fax: +49 7062 911 79104
 motorsport@bosch.com
 www.bosch-motorsport.de

North America:
 Bosch Engineering North America
 Motorsport
 38000 Hills Tech Drive
 Farmington Hills, MI 48331-3417
 United States of America
 Tel.: +1 248 876 2977
 Fax: +1 248 876 7373
 motorsport@bosch.com
 www.bosch-motorsport.com

Asia-Pacific:
 Bosch Engineering Japan K.K.
 Motorsport
 18F Queen's Tower C, 2-3-5 Minato
 Mirai Nishi-ku, Yokohama-shi
 Kanagawa 220-6218
 Japan
 Tel.: +81 45 650 5610
 Fax: +81 45 650 5611
 www.bosch-motorsport.jp

Australia, New Zealand and South Africa:
 Robert Bosch Pty. Ltd
 Motorsport
 1555 Centre Road
 Clayton, Victoria, 3168
 Australia
 Tel.: +61 (3) 9541 3901
 motor.sport@au.bosch.com